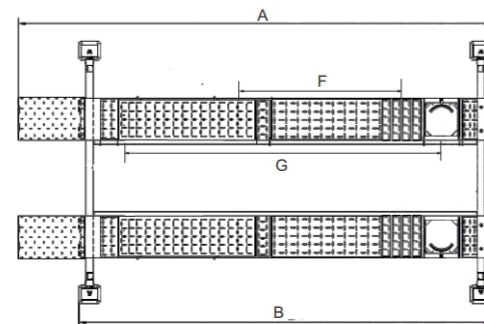
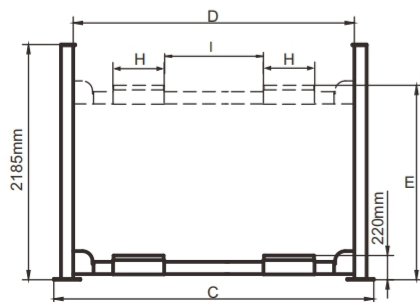





## FEATURES

- Electric-air control operation system.
- Mechanical self-lock and air-driven safety release.
- Electrical hydraulic power system, cable-driven.
- Non-skid diamond platform.
- Adjustable platform and adjustable safety lock ladders.
- Dual safety device: In case the primary safety locks are out of operation, the lift would also be locked automatically by a second safety device.
- Optional Jack.



### EXCLUSIVE FEATURE !

Electric control device With **UP**, **LOCK** and **DOWN** buttons  
With C.E. stop switch at 300 mm from ground and alarm tone when lowering down from 300 mm to ground make the lift more safety.



**Optional Turnplate**  
Adjustable turnplate blocks to fit various wheel bases vehicles.  
Kits No.:40101




Oil-water separator and Solenoid air valve are installed on the power side column.



The 4-post LED Light kits is fitted for every model of PEAK 4-post lifts .  
Kits No.:40102002




**Optional Air Line Kits**  
All peak four post lifts are designed to use the air line kits for rolling jack.  
Kits No.:40102



Optional platform extension kits add an extra 660mm(26") length to the platform.  
Kits No.:40903(409A 410A)  
Kits No.:41203(412A 412AX)



**Optional Rolling Jacks**  
J6H: manual hydraulic type 2.8 T  
J6A: pneumatic hydraulic type 2.8 T  
RJ - 8A: pneumatic hydraulic type 3.5 T



Optional adjustable blocks for alignment 4 post lift.  
Kits No.:40905  
(used with kits 40903 or 41203)

## SPECIFICATIONS

Model	Lifting Capacity	Lifting Time	A	B	C	D	E	F	G	H	I	Gross Weight	Motor
			Overall Length (Inc. Ramps)	Overall Length (No Ramps)	Overall Width	Width Between Columns	Lifting Height	Min.Four wheel Align	Max.Four wheel Align	Runway width	Width Between Runway		
409A	4.0T (9,000 lbs.)	45 Seconds	5512mm (217")	4600mm (181 1/8")	3208mm (126 1/4")	2852mm (112 1/4")	1915mm (75 3/8")	2000mm (78 3/4")	3460mm (136 1/4")	508mm (20")	Max.1300mm (51 1/4")	1147kg (2,528lbs)	3.0HP
410A	4.5T (10,000lbs)	45 Seconds	5910mm (232 5/8")	4998mm (196 3/4")	3356mm (132 1/8")	3000mm (118 1/8")	1915mm (75 3/8")	2080mm (81 7/8")	3850mm (151 5/8")	508mm (20")	Max.1365mm (53 3/4")	1263kg (2,784lbs)	3.0HP
412A	5.5T (12,000 lbs.)	63 Seconds	6012mm (236 5/8")	5100mm (200 3/4")	3208mm (126 1/4")	2852mm (112 1/4")	1915mm (75 3/8")	2000mm (78 3/4")	3960mm (155 7/8")	508mm (20")	Max.1300mm (51 1/4")	1326kg (2,923lbs)	4.0HP
412AX	5.5T (12,000 lbs.)	63 Seconds	6012mm (236 5/8")	5100mm (200 3/4")	3356mm (132 1/8")	3000mm (118 1/8")	1915mm (75 3/8")	2000mm (78 3/4")	3960mm (155 7/8")	508mm (20")	Max.1365mm (53 3/4")	1331kg (2,934lbs)	4.0HP